

OUTCOME: 3D Explanation Text

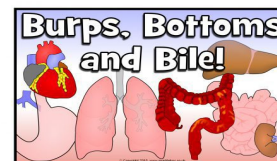
Science

During this Science topic, the children will be learning about the digestive system. They will identify the main parts and functions of each element of the digestive system and learn how these help with the breakdown of food to help the body maintain energy and health. To really help them to secure their understanding, the children will carry out a hands on (and potentially a little mucky!) investigation into how food is transported through the digestive system.

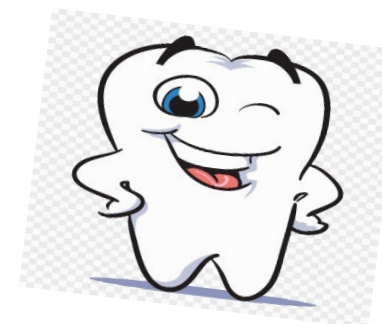
Writing

The children will be planning an explanation text to demonstrate their understanding of the digestive system. Through careful planning, they will ensure a logical organisation of information to enable them to organise their paragraphs around a theme. They will use bullet points and diagrams to present their information clearly and they will be encouraged to make use of the scientific technical language that they have learned.

Year 4 – Spring
Burps, Bottoms and Bile




Through hands on (and sometimes mucky!) investigations, the children are going to be learning about the different parts and function of the digestive system. They will then use their understanding of the digestive system to write both explanation texts and fantasy stories explaining the journey! They will also learn about teeth – the different types of teeth within a human jaw and their functions as well as how to keep them healthy and prevent tooth decay. Finally, the children will apply their Computing skills to share and celebrate what they have learned!



OUTCOME: Fantasy Stories

Writing

Taking inspiration from the graphic novel 'A Journey Through the Digestive System', the children will be applying their scientific knowledge to imagine the experience of travelling through the digestive system. They will focus on using a story mountain to plan out their ideas as well as using paragraphs to show the different sections of their narrative. They will experiment with using longer sentences for detail and description, along with short sentences for impact and to move events on quickly. The children's use of prepositions (e.g. at, underneath, since, towards, beneath, beyond) will also be key to their writing.



OUTCOME: Teeth PowerPoint

Science/PSHCE

As part of the children's learning about the body's ability to digest and process food, they will also be studying teeth. The children will learn to identify the different types of teeth in the human jaw and be able to explain the function of each tooth type. Through looking carefully at animal's teeth, the children will use what they have learned to make predictions about the types of food the animal might eat based upon the shape of their teeth. The children will also look at the importance of looking after our teeth to prevent decay. To do this, they will carry out an investigation into the effect of what we eat upon our tooth enamel.

Computing/Writing

The children will use their scientific knowledge and understanding of teeth to create an information text using PowerPoint. Through careful planning, they will ensure a logical organisation of information to enable them to organise their paragraphs around a theme. They will use bullet points and diagrams to present their information clearly and they will be encouraged to make use of the scientific technical language that they have learned. The children will use word processing skills to type and format their text and they will learn to insert images that they have taken into their presentation.

Maths

This term, we will be focusing on multiplication and division, using both mental and formal written methods to calculate. We will look at patterns within timestables as well as formal written methods to help us multiply and divide 3-digit numbers by 1-digit numbers. We will then move on to focus on fractions. Within fractions we will look at equivalence, fractions of amounts, counting in tenths and adding and subtracting fractions.

Pupils should have memorised their multiplication tables up to and including the 12 times table by the end of Year 4.

Any support practising tables at home will help build your child's confidence in mental maths, which they will use in many areas of their learning.

PE

The children will begin this half term focusing on gymnastics. They will learn different ways to travel (including jumps, rolls and vaults), executing these with control. When they are confident, they will link movements together to form a sequence. They will also learn to use a range of equipment safely.

During the second half of the Spring term, the children will be developing their rugby skills. They will be working on co-ordination, spatial awareness and decision-making skills. This will culminate in an inter-house competition!

PSHCE

In PSHCE the children will look at a topic called 'Dreams and Goals'. This encompasses staying motivated when finding something challenging, showing a positive attitude and helping other to achieve their goals. The children will also be supported to understand and reflect on disappointment.

Music

This term in music, the children are going to learn about the language of music through playing the glockenspiel! Their learning will be focused around exploring and developing playing skills and they will start to use and read musical notation in scores.

RE

In RE this term we will be finding out the answer to two questions: 'Why is praying important for Christians?' and 'Why do Christians share communion?'. The children will be able to explain simply how what happens at a communion service relates to the story of the last supper. They will also show an understanding of the importance of remembering someone who is important to an individual or group.

French

In French this term the children will learn the months of the year and numbers to 31 so that they can make sentences regarding the date and their birthdays. They will also be looking at the festival of Mardi Gras and a storybook related to this. The children will learn some basic prepositions.