

Welcome to Year 1



Owls Class




Settling into life in Owls class





Settling into life in Owls class





Settling into life in Owls class





Settling into life in Owls class





Settling into life in Owls class





Meet the Team

Class teacher:



Mr Seddon

Learning Support Assistants:



Mrs O'Flaherty



Mrs Pain



Mrs Dracott



Mrs Cope



School day timings


8.30 Gates open

8.35 Classroom door open

8.45 Registration – start of day

3.15 KS1/KS2 home time

Children arriving after 8.45 will be late and must sign in at the main office with a parent/carer on the iPad.



8:45



Attendance

Children are expected to be in school every day, unless there is a reported reason for their absence. Absences must be reported to the office by 8:30am via an email or voicemail message.


Children whose attendance falls below 90% will receive a letter as a reminder of the importance of high attendance on children's learning.





Equipment

- The school will provide pencils, colouring pencils, glue, scissors and other stationery for all children.
- Each day the children need:
 - A named water bottle;
 - A named coat/jacket or hat (weather-dependent)
 - A named book bag or small backpack
 - A named pair of welly boots
 - Their reading record and reading book in their bag
 - A healthy snack (*optional*)





Uniform

Winter (after the October half-term holiday until the end of the spring term)

- White polo shirt with academy logo (or plain white polo shirt)
- Burgundy sweatshirt or cardigan with academy logo
- Grey school trousers, skirt, shorts or pinafore
- Grey, white or black socks / grey, black or burgundy tights
- Black, flat, sensible shoes

Summer (after the Easter holidays until the October half-term holiday)

Same as the winter uniform with optional red/white checked (gingham) summer dress.





Uniform



Trainers

Should only be worn on PE days.

Jewellery

For safety reasons, no jewellery should be worn including rings, bracelets and necklaces.

Watches

Watches can be worn but only those that tell the time, or count steps.
No watches with internet or photography access.

Make-up

Make-up (including nail varnish) is not permitted at any time.

Hair

Sensible and appropriate hair styles are required for school. Hair below the shoulder must be tied back at all times. Long fringes should be kept away from the eyes. Hair accessories should be small, plain and preferably in the uniform colours. Large bows are not permitted.





PE kit

PE Kit (to be worn to school on Monday)

T-shirt with academy logo (or plain t-shirt) in relevant house colour

Black sports shorts

Black, grey or navy blue jogging bottoms

Black plimsolls or trainers

Mytchett hoodie or round-necked jumper

Additional Information

Hair tied back and earrings taken out/covered

House Colours

Sapphire - **Blue**; Ruby - **Red**; Citrine - **Yellow**; Emerald - **Green**





EYFS to KS1



- Transition from EYFS to KS1
- Gradual transition from 'Explore and learn' to formal learning
- First term runs like Reception with continuous provision




Phonics



Phonics is the way we teach children how to read and write.

Continues to be delivered through the Essential Letters and Sounds (ELS) scheme.

Children learn how phonemes (sounds) and its associated graphemes (letters) are pronounced and blended together to form words.





Phonics




There will be a further information evening later in the year where we will go over phonics in more detail.

Further information can be found at:

<https://home.oxfordowl.co.uk/reading/reading-at-home/>



<https://www.theschoolrun.com/>

<https://literacytrust.org.uk/information/what-is-literacy/what-phonics/>





Reading



Reading Canon



Foundation Subjects and Science

| | Autumn 1 | Autumn 2 | Spring 1 | Spring 2 | Summer 1 | Summer 2 |
|-----------|--|--|---|--|---|--|
| Science | Seasons and weather | Materials Which material is most common in the classroom? Which is the best brand kitchen towel for absorbing water? | Animals, including humans How many of each type of animal are there? | Conservation How does littering affect animals? | Plants Do the tallest trees have the biggest leaves? How can we identify trees that we observed on our tree hunt? | |
| PE | Multi-skills | Dance | Gymnastics | Multi-skills | Athletics | Multi-skills |
| History | | | How did Rosa Parks change society? | | | |
| Geography | Where do we live? | What are the world's continents and oceans? | | | Where is India? | |
| RE | Using our five senses, what could we notice in a place of worship? (multi-faith) | | | Who is Jesus? (Christianity) | | How did the world come to be? (Christianity and Judaism) |



Foundation Subjects and Science

| | | | | | | |
|-------|--|--|--|---|--|---|
| Art | Drawing | | Painting | | Sculpture | |
| | Observational drawing of an object found in nature | | Replicate section of a surrealist painting (Joan Miro) | | Create a model using recyclable objects (Yayoi Kusama, Alexander Calder) | |
| | Computing | Technology | | Digital Painting | | Programming |
| | | Use information technology safely and successfully (Chromebooks) | | Create a digital self-portrait (Chromebook, Paintz app) | | Write an algorithm to move a Bee Bot (Bee Bots) |
| | D&T | Cooking and Nutrition | | | Mechanisms | |
| Music | | Fruits and vegetables (making a smoothie) | | | Moving storybook | |
| | | | Charanga 'My Musical Heartbeat' | | | Charanga 'Exploring Sounds' |
| PHSE | What is the same and different about us? | What helps us stay healthy? | Who is special to us? | What can we do with money? | Who helps to keep us safe? | How can we look after the world? |



Curriculum Information


You can find further information about our curriculum at the following links:

- Year group- yearly overviews
<https://www.thekiteacademytrust.org/our-curriculum/yearly-curriculum-overviews/>
- Subject overviews and videos:
<https://www.thekiteacademytrust.org/our-curriculum/>



Before and After School Site Guidance

- Please do not use the gym equipment, climbing frames or the nature area.
- Please do not use bikes, scooters or electric scooters on the school site as it is unsafe for those walking.
- Please do not bring dogs on site.
- Vaping is not permitted anywhere on the school site.
- When on the school site, please ensure you do not swear and treat staff and other parents with respect.






Toys or Gadgets

Please ensure that children do not bring in any of their own toys or gadgets.

This includes toys, gadgets, trading cards, fidget toys and multiple key rings on bags.

If children need a focus tool to support them with their learning, this must be agreed with your child's class teacher in advance.

After an agreement has been made, children will be provided with a focus tool from school.





Home Learning



- New half-termly home learning sheets will be shared by Friday 12th September.
- Daily reading



Year 1 Home Learning

Autumn 1 2025

| Subject | Activities |
|-------------|--|
| Phonics | <ul style="list-style-type: none">• Read your decodable book a minimum of 4 times a week.• Practise spotting digraphs/trigraphs in words, then blending the sounds together to make words.• The website 'PhonicsPlay' has some great online phonics games to play. |
| Maths | <ul style="list-style-type: none">• Practise counting forwards/backwards within 10, counting groups of objects and knowing 1 more/1less of numbers within 10. |
| Handwriting | <ul style="list-style-type: none">• We use the Letter-Join handwriting scheme in our daily handwriting lessons. Please find attached an information sheet that explains how we join each letter.• Complete one handwriting sheet per week. |

Below is an optional project linked to your child's learning in **Science** in a previous term. There is no expectation that you complete this optional project; however, if you have some extra time and wish to complete this, we would love to see the finished project in school!

Create a poster showing the 4 different seasons. You could draw a tree and show how this tree changes throughout the year. You might also think about the different types of weather you might see in each season.





Communication

- Mr Seddon/Mrs Pain will be present at the door for day-to-day messages. Please try to speak to me at the end of the day rather than the start.
- year1@mytchett.kite.academy – year group email
- Phone the office to pass on a message, arrange a call or meeting for more urgent messages: info@mytchett.kite.academy
- Fortnightly Headlines newsletter
- Parents' evenings in October and February



Thank you for attending today's meeting!

If you have any further questions, please come and speak to me after the meeting has finished.