

Welcome to Year 3!



Nightingale Class

Meet the Team

Class teachers: Mr Bruder (Monday, Tuesday afternoon & Wednesday morning)

Mrs Graves (Tuesday morning & Thursday morning)

Mrs Lloyd (Wednesday afternoon, Thursday & Friday)

Learning Support Assistants: Mrs Ernest (Monday morning), Mrs Morgan (Monday afternoon), Mrs McPhee (Tuesday-Friday) and Mrs Last (Every morning)

School day timings

8.30 Gates open


8.35 Classroom door open

8.45 Registration – start of day

3.10 EYFS home time

3.15 KS1/KS2 home time

Children arriving after 8.45 will be late and must sign in at the main office with a parent/carer on the iPad.



8:45

Attendance


Children are expected to be in school every day, unless there is a reported reason for their absence. Absences must be reported to the office by 8:30am via an email or voicemail message.

Children whose attendance falls below 90% will receive a letter as a reminder of the importance of high attendance on children's learning.



Equipment

- The school will provide pencils, colouring pencils, glue, scissors and other stationery for all children.
- Each day the children need:
 - A named water bottle;
 - A named coat/jacket;
 - A named book bag or backpack;
 - Individual reading book.



Uniform

Winter (after the October half-term holiday until the end of the spring term)

- White polo shirt with academy logo (or plain white polo shirt)
- Burgundy sweatshirt or cardigan with academy logo
- Grey school trousers, skirt, shorts or pinafore
- Grey, white or black socks / grey, black or burgundy tights
- Black, flat, sensible shoes

Summer (after the Easter holidays until the October half-term holiday)

Same as the winter uniform with optional red/white checked (gingham) summer dress.



Uniform

Trainers

Should only be worn on PE days.

Jewellery

For safety reasons, no jewellery should be worn including rings, bracelets and necklaces.

Watches

Watches can be worn but only those that tell the time, or count steps.

No watches with internet or photography access.

Make-up

Make-up (including nail varnish) is not permitted at any time.

Hair

Sensible and appropriate hair styles are required for school. Hair below the shoulder must be tied back at all times. Long fringes should be kept away from the eyes. Hair accessories should be small, plain and preferably in the uniform colours. Large bows are not permitted.



PE kit

PE Kit (to be worn to school on PE day Friday)

T-shirt with academy logo (or plain t-shirt) in relevant house colour

Black sports shorts

Black, grey or navy blue jogging bottoms

Black plimsolls or trainers

Mytchett hoodie or round-necked jumper

Additional Information



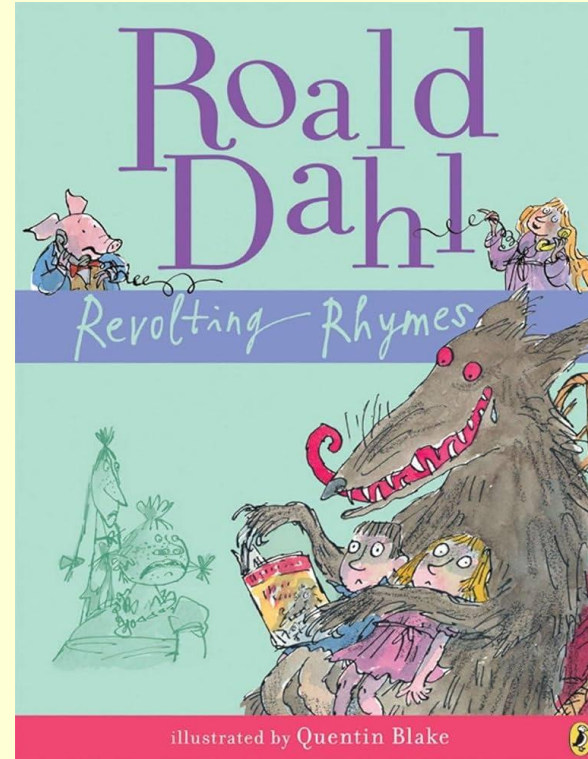

Hair tied back and earrings taken out/covered

House Colours


Sapphire - Blue; Ruby - Red; Citrine - Yellow; Emerald - Green



Reading



Foundation Subjects and Science

 The Kite Academy Trust

YEARLY OVERVIEW – YEAR 3

	Autumn 1	Autumn 2	Spring 1	Spring 2	Summer 1	Summer 2
Science	Animals, including humans: Do all bones have the same function? What nutrients do humans need and how do they get them?	Light Which of these are light sources? Are shadows larger when the object obstructing the light is closer to the light source?	Forces and Magnets How do objects move on different surfaces? Which materials are magnetic?	Plants How is water transported through a plant?	Rocks Can we identify different rocks using the identification key?	
PE	Invasion games (netball)	Dance	Gymnastics	Net and wall (badminton)	Athletics	Striking and fielding (cricket)
History	What were some of the key changes which occurred between the Stone Age and the Iron Age? Include four changes.				How did the Norman Conquest change Britain? Include three ways.	
Geography			Using a diagram, explain how a stratovolcano erupts.			
RE	What are key Christian beliefs? (Christianity)			What do Muslims believe and how does this impact their daily lives? (Islam)		What is philosophy? (multi-faith)

<https://www.thekiteacademytrust.org/our-curriculum/yearly-curriculum-overviews/>

Foundation Subjects and Science

Art	Drawing Observational drawing (Henri Matisse)		Painting Still life (Henri Matisse)		Sculpture Clay animal (Henry Moore)	
		Computing Networks Create a map of our school network (Chromebooks)		Desktop publishing Create a magazine cover (Chromebooks)		Programming Predict outcomes using logical reasoning (iPads)
		D&T Mechanical systems Pneumatic toys			Cooking and nutrition Seasonal food (puff pastry tart)	
			Music Charanga Writing music down			Charanga More musical styles
	PHSE How can we recognise our feelings?	How can we be a good friend?	What are different families like?	What makes a community?	How can we look after our bodies?	What keeps us safe?
	French J'apprends le français (EL) La phonétique 1 (EL)		Les animaux (EL)		Je peux... (EL)	

<https://www.thekiteacademytrust.org/our-curriculum/yearly-curriculum-overviews/>


Curriculum Information

You can find further information about our curriculum at the following links:

- Year group- yearly overviews
<https://www.thekiteacademytrust.org/our-curriculum/yearly-curriculum-overviews/>
- Subject overviews and videos:
<https://www.thekiteacademytrust.org/our-curriculum/>

Before and After School Site Guidance

- Please do not use the gym equipment, climbing frames or the nature area.
- Please do not use bikes, scooters or electric scooters on the school site as it is unsafe for those walking.
- Please do not bring dogs on site.
- Vaping is not permitted anywhere on the school site.
- When on the school site, please ensure you do not swear and treat staff and other parents with respect.




Toys or Gadgets

Please ensure that children do not bring in any of their own toys or gadgets.

This includes toys, gadgets, trading cards, fidget toys and multiple key rings on bags.

If children need a focus tool to support them with their learning, this must be agreed with your child's class teacher in advance.

After an agreement has been made, children will be provided with a focus tool from school.



Home Learning

- New half-termly home learning sheets will be shared by Friday 12th September.



Year 3 Home Learning

Autumn 1 2025

Subject	Activities
Reading	<ul style="list-style-type: none">• Read your school reading book at least 4 times per week.
Maths	<ul style="list-style-type: none">• Practise your times tables on Times Tables Rockstars at least 4 times per week.
Spelling and handwriting	<ul style="list-style-type: none">• We use the Letter-Join handwriting scheme in our daily handwriting lessons. Please find attached an information sheet that explains how we join each letter.• Practise the spellings below using joined handwriting ready for a spelling test every Friday.

Home Learning

- New half-termly home learning sheets will be shared by Friday 12th September.

Below is an optional project linked to your child's learning in geography in a previous term. There is no expectation that you complete this optional project; however, if you have some extra time and wish to complete this, we would love to see the finished project in school!

Create a poster or leaflet showing key facts that you know about the Ganges River. You might include where it starts and flows, as well as the surrounding towns and villages. Think about why the Ganges River is so important to many people. If you would like to, you could try making a model of the Ganges River.



Communication

- Mr Bruder, Mrs Graves or Mrs Lloyd will be present at the door for day-to-day messages. Please try to speak to us at the end of the day rather than the start.
- year3@mytchett.kite.academy – year group email
- Phone the office to pass on a message, arrange a call or meeting for more urgent messages: info@mytchett.kite.academy
- Fortnightly Headlines newsletter
- Parents' evenings in October and February

Thank you for attending today's meeting!

If you have any further questions,
please come and speak to me after
the meeting has finished.