

# Welcome to Year 6



## Falcons Class



# Meet the Team

**Class teacher: Mr Fleming**

**Learning Support Assistants: Mrs Graves**

# School day timings

8.30 Gates open


8.35 Classroom door open

8.45 Registration – start of day

3.10 EYFS home time

3.15 KS1/KS2 home time

***Children arriving after 8.45 will be late and must sign in at the main office with a parent/carers on the iPad.***



8:45

# Attendance


Children are expected to be in school every day, unless there is a reported reason for their absence. Absences must be reported to the office by 8:30am via an email or voicemail message.

Children whose attendance falls below 90% will receive a letter as a reminder of the importance of high attendance on children's learning.



# Equipment

- The school will provide pencils, colouring pencils, glue, scissors and other stationery for all children.
- Each day the children need:
  - A named water bottle;
  - A named coat/jacket;
  - A named book bag or backpack.



# Uniform

## Winter (after the October half-term holiday until the end of the spring term)

- White polo shirt with academy logo (or plain white polo shirt)
- Burgundy sweatshirt or cardigan with academy logo
- Grey school trousers, skirt, shorts or pinafore
- Grey, white or black socks / grey, black or burgundy tights
- Black, flat, sensible shoes

Summer (after the Easter holidays until the October half-term holiday)

Same as the winter uniform with optional red/white checked (gingham) summer dress.



# Uniform

## **Trainers**

Should only be worn on PE days.

## **Jewellery**

For safety reasons, no jewellery should be worn including rings, bracelets and necklaces.

## **Watches**

Watches can be worn but only those that tell the time, or count steps.

No watches with internet or photography access.

## **Make-up**

Make-up (including nail varnish) is not permitted at any time.

## **Hair**

Sensible and appropriate hair styles are required for school. Hair below the shoulder must be tied back at all times. Long fringes should be kept away from the eyes. Hair accessories should be small, plain and preferably in the uniform colours. Large bows are not permitted.



# PE kit

## **PE Kit (to be worn to school on PE day Tuesday)**

T-shirt with academy logo (or plain t-shirt) in relevant house colour

Black sports shorts

Black, grey or navy blue jogging bottoms

Black plimsolls or trainers

Mytchett hoodie or round-necked jumper

## **Additional Information**

Hair tied back and earrings taken out/covered


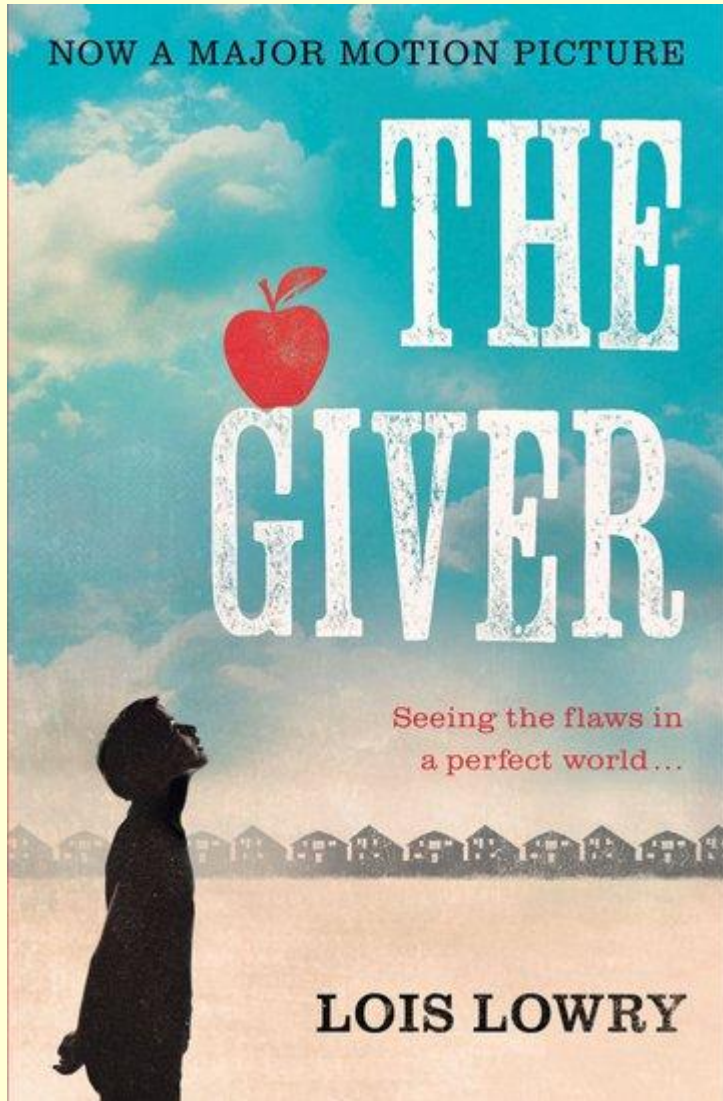
## **House Colours**

Sapphire - Blue; Ruby - Red; Citrine - Yellow; Emerald - Green





# Reading



# Foundation Subjects and Science

	Autumn 1	Autumn 2	Spring 1	Spring 2	Summer 1	Summer 2
Science	<p>Living things and their habitats</p> <p>What are the similarities and differences of microorganisms?</p> <p>What are the similarities and differences among different mammals?</p>	<p>Animals, including humans</p> <p>How does the heart work?</p> <p>How does your heart rate change throughout the day?</p>	<p>Evolution and inheritance</p> <p>How did Darwin's finches evolve in order to survive?</p> <p>What different fossils are there?</p>	<p>Light</p> <p>Does the angle of a light source affect the shape of a shadow?</p> <p>How does the brain recognise how we see?</p>	<p>Electricity</p> <p>How does the voltage of cells affect the brightness of a bulb?</p> <p>How does the brightness of the bulb vary depending on the amount of resistance in the circuit?</p>	
PE	Invasion games (football)	Dance	Gymnastics	Net and wall (tennis)	Athletics	Striking and fielding (cricket)
History	How did Adolf Hitler rise to power? Give two ways.				What were some of the main causes and effects of the Russian Revolution?	
Geography			How has the Volga River been utilised throughout history?			



# Foundation Subjects and Science

RE	What is the importance of repentance in Judaism? (Judaism)			How do Sikhs show that they belong to their faith? (Sikhism)		Are science and theories of creation complimentary or conflicting? (multi-faith)
Art	Drawing Landscape drawing landscape drawing showing perspective (Paul Cézanne)		Painting Self-portraits in differing styles (Pablo Picasso, Barbara Kruger)		Sculpture Papier mâché mask (Dame Barbara Hepworth)	
Computing		Data Handling How can spreadsheets help us? (Chromebooks: Google Sheets)		Programming EduBlocks HTML 5 block coding		Media Creating videos (iPads)
D&T		Electrical systems Steady hand game			Cooking and nutrition Come dine with me (designing a three-course meal)	
Music			Charanga Music and technology			Charanga Developing ensemble skills
PHSE	How can we keep healthy as we grow?	How can the media influence people?	How can I look after my mental health?	What is activism?	How do friendships change as we grow?	What will change as we become more independent?
French	Les vêtements (IN) La phonétique 1-4 (EL)		As-tu un animal? (IN)		Les Jeux Olympiques (IN)	


# Curriculum Information

**You can find further information about our curriculum at the following links:**

- Year group- yearly overviews  
<https://www.thekiteacademytrust.org/our-curriculum/yearly-curriculum-overviews/>
- Subject overviews and videos:  
<https://www.thekiteacademytrust.org/our-curriculum/>

# Before and After School Site Guidance

- Please do not use the gym equipment, climbing frames or the nature area.
- Please do not use bikes, scooters or electric scooters on the school site as it is unsafe for those walking.
- Please do not bring dogs on site.
- Vaping is not permitted anywhere on the school site.
- When on the school site, please ensure you do not swear and treat staff and other parents with respect.




# Toys or Gadgets

Please ensure that children do not bring in any of their own toys or gadgets.

This includes toys, gadgets, trading cards, fidget toys and multiple key rings on bags.

If children need a focus tool to support them with their learning, this must be agreed with your child's class teacher in advance.

After an agreement has been made, children will be provided with a focus tool from school.



# Home Learning

- New half-termly home learning sheets will be shared by Friday 12<sup>th</sup> September.

Subject	Activities
Reading	<ul style="list-style-type: none"><li>• Read your school reading book at least 5 times per week.</li></ul>
Maths	<ul style="list-style-type: none"><li>• Complete one arithmetic sheet per week, ready to be marked every Friday.</li><li>• Practise your times tables on Times Tables Rockstars at least 5 times per week.</li></ul>
Grammar	<ul style="list-style-type: none"><li>• Complete one grammar sheet per week, ready to be marked every Friday.</li></ul>
Spelling and handwriting	<ul style="list-style-type: none"><li>• We use the Letter-Join handwriting scheme in our daily handwriting lessons. Please find attached an information sheet that explains how we join each letter.</li><li>• Practise the spellings below using joined handwriting ready for a spelling test every Friday.</li></ul>

# Home Learning

Create your own Rangoli Pattern.

Rangoli patterns are vibrant, colourful designs created on the floor, often near entrances, primarily by Hindus during Diwali and other festivals. These intricate patterns are made using materials like coloured rice, flour, sand, and flower petals. Rangoli is more than just decoration; it's a traditional art form believed to bring good luck, prosperity, and welcome deities like Lakshmi, the goddess of wealth.





# Communication

- Mr Fleming will be present at the door for day-to-day messages. Please try to speak to me at the end of the day rather than the start.
- [year6mytchett.kite.academy](mailto:year6mytchett.kite.academy) – year group email
- Phone the office to pass on a message, arrange a call or meeting for more urgent messages: [info@mytchett.kite.academy](mailto:info@mytchett.kite.academy)
- Fortnightly Headlines newsletter
- Parents' evenings in October and February

**Thank you** for attending today's meeting.

If you have any further questions,  
please come and speak to me after  
the meeting has finished.